


# STERIMIXER®



*...mixing to the last drop*

### A unique magnetically coupled mixer

The Sterimixer may be the most widely used magnetically coupled mixer for biopharmaceutical applications worldwide. It consists of the following major components: impeller, bearing, weld-plate, drive unit and control box. All wetted parts of the impeller and the weld-plate are made of AISI 316L stainless steel. Two impeller designs are available: SMA and SMO.

### Self purging design – SMA

The SMA impeller has horizontal flow-channels that ensure continuous purging of liquid through the bearing and from beneath the impeller. Therefore the SMA impeller is especially suited for applications with soils that are not easily removed from wetted surfaces during cleaning. Its patent design optimizes CIP performance while running the impeller submerged in the cleaning solution. The SMA is CIP and SIP capable.

### Open design – SMO

The SMO impeller features an open design that exposes the interior of the mixer and can be readily cleaned using typical in-vessel equipment - for instance a fixed spray device aimed at the impeller with purge directly to the vessel drain. The impeller does not need to be submerged during the CIP cycle. The SMO is CIP and SIP capable.

### Interchangeability

The SMA and SMO impellers both use the same bearing and weld-plate assemblies and are fully interchangeable.

### A wide choice of models

Sterimixer models are available for vessel volumes ranging from 5 liters to beyond 20,000 liters, with or without control cabinets and with various types of drive units: AC, AC stainless steel, DC, Air, together with explosion proof and ATEX options. The Sterimixer is manufactured in accordance with relevant industry standards and requirements such as: ASME BPE, applicable pressure vessel codes, material traceability requirements and the EU Machine Directive 89/392/EEC, as well as cGMP.

### Total quality concept

Sterimixer manufacturing is quality assured and certified to be in accordance with ISO 9001 by Lloyds Register Quality Assurance. Sterimixer is also provided with all relevant documentation required for validation purposes.

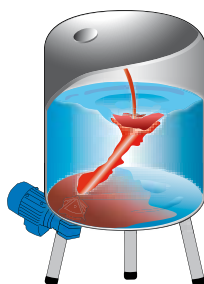
### References

Worldwide references for the Sterimixer include the manufacture of blood protein fractions, delicate cell suspensions, insulin, LVPs, vaccines, buffer solutions and oral liquids. Using our experience combined with a history of manufacturing excellence and full technical support, Sterimixer can guide you to obtain the most user-friendly and cost-effective solution for your application. Our Research & Development Center and test equipment are available for confidential customer product testing.

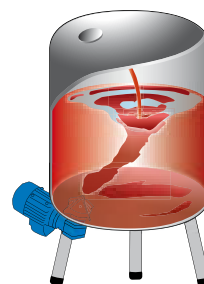
## Mixing principle



1- Soluble powder or liquid is added into the vortex. It is then rapidly transported downwards to the impeller.



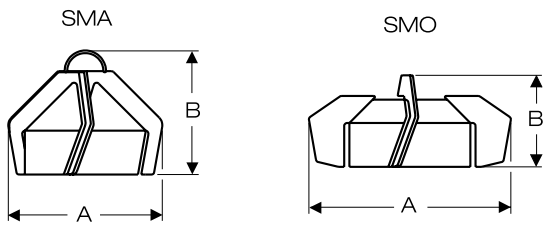
2- After reaching the impeller, the fluid flows in a radial direction towards the vessel wall.



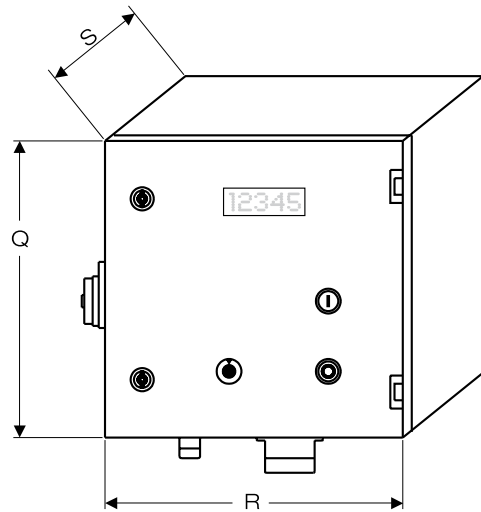
3- After reaching the vessel wall, the fluid travels upwards and then circulates down to the impeller again. The overall bulk movement and the mixing action around the agitator ensure that a homogeneous concentration distribution is achieved.

# Principal Drawing

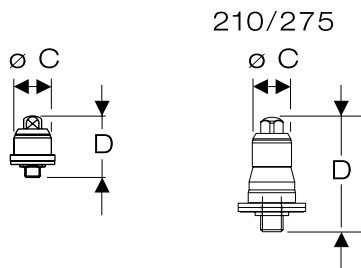
## Impeller



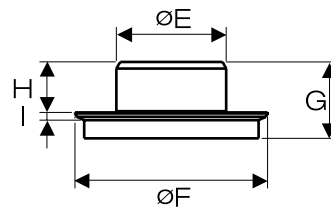
## Control box



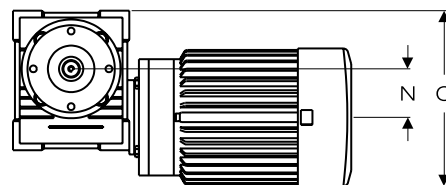
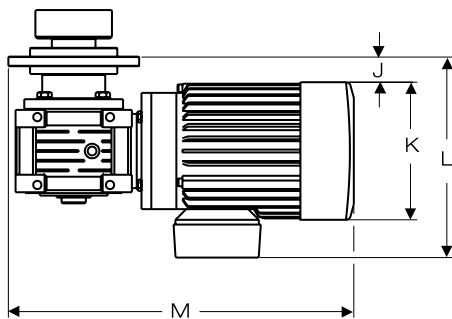
## Bearing



## Welding plate



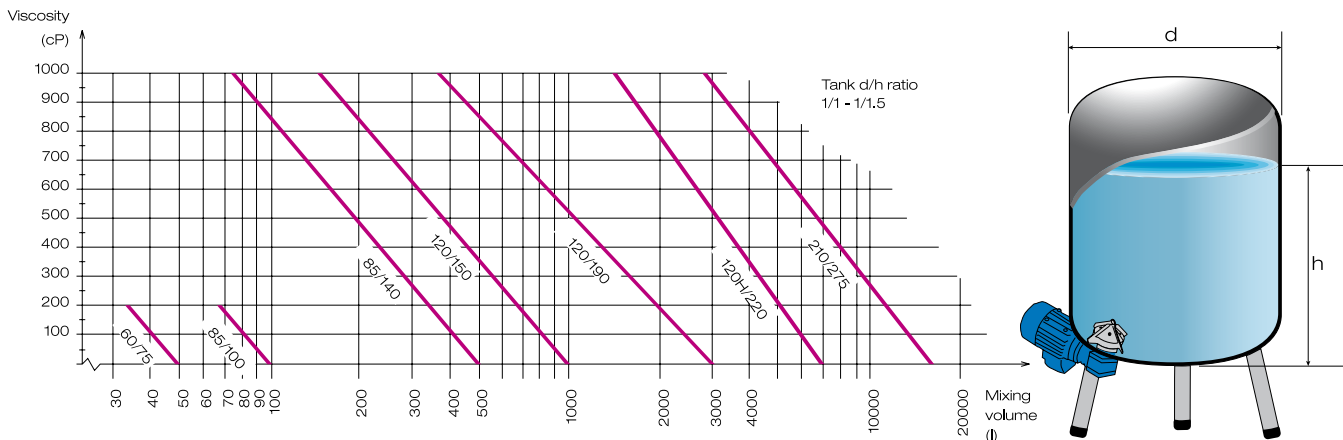
## Drive unit



## Technical Information

	SMA 60/75	SMO 85/100	SMA 85/100	SMO 85/140	SMA 85/140	SMO 120/150	SMA 120/150	SMO 120/190	SMA 120/190	SMA/SMO 120H/220	SMA/SMO 210/275
<b>Impeller</b>											
A	78	114	100	145	140	163	155	201	190	200/220	275
B	60	71	82	71	82	103	120	110	120	145	140
<b>Bearing</b>											
C	17		17				34			35	50
D	23		23				50,5			53	85
<b>Weld plate</b>											
E	32		54				85			85	168
F	60		90				149			150	280
G	44		48				59			85	72
H	29		28				39			65	52
I	5		5				6			5	5
<b>Motor</b>											
	75 W AC		180 W AC			750 W AC		1100 W AC		1500 W AC	2200 W AC
J	10		7			9		8		8	24
K	75		120			158		178		178	198
L	133		154			200		219		219	259
M	225		275			357		410		410	607
N	25		30			50		63		63	75
O	76		130			189		224		224	260
P	-		289			335		370		370	410
<b>Control box</b>											
Q						300					360
R						300					360
S						200					240
<b>Options</b>											
Motor DC	X	X	X	X	X						
Motor AIR	X	X	X	X	X	X	X	X	X		
Impeller * Monitor	X	X	X	X	X	X	X	X	X	X	
Extended drive-shaft	X	X	X	X	X	X	X	X	X	X	X
Silicon Car- bide bearing	X	X	X	X	X	X	X	X	X	X	X
Eex	Please advise room classification, i.e. Eexde IIB T4										
Max torque (Nm)	0,75		1,5				14			26	38

## Selection Guide and Options



### Materials of construction

Bearing material: Tungsten carbide (FDA accepted) – standard  
Silicon carbide (FDA accepted)

O-rings and gasket materials: Gaskets - PTFE USP <88> Class VI  
O-rings - EPDM or FPM USP <88> Class VI  
Other materials are available upon request.

All stainless steel parts: AISI 316L  
Other materials are available upon request, e.g. AL6-XN, Hastelloy.

SMA – Sterimixer Closed. SMO – Sterimixer Open.

### Surface finish

#### Europe & Asia

Ra 0.5 µm for all SMO and SMA 210/275 models.  
Ra 0.2 µm for all remaining SMA models.

#### North America

Ra 15 µin. electropolished (ASME BPE SF4).  
Ra 20 µin. (ASME BPE SF1).

Electropolished finish and passivation are available.

Example: SMO 85/140 180W AC

SMO – Sterimixer Open  
85/140 – Impeller body ø 85, wings ø 140  
180W AC – Motor 180W AC

Sterimixer type	Vigorous mixing volume, liters (U.S. Gallons)	Gentle mixing volume, liters (U.S. Gallons)
SMA 60/75	5 – 50 (1.5 – 15)	– 100 (25)
SMO 85/100	20 – 100	– 200
SMA 85/100	(5 – 25)	(50)
SMO 85/140	50 – 500	– 1000
SMA 85/140	(15 – 130)	(260)
SMO 120/150	300 – 1000	– 2000
SMA 120/150	(80 – 260)	(520)
SMO 120/190	300 – 3000	– 6000
SMA 120/190	(80 – 800)	(1600)
SMA 120H/200	1000 – 7000	– 14000
SMO 120H/220	(260 – 1800)	(3700)
SMA/SMO 210/275	3000 – 15000 (800 – 4000)	– 30000 (8000)

The above recommendations assume non viscous fluids, less than 10 cP.  
For other fluids, please contact us for a recommendation.



**STERIDOSE®** *...pure mixing*

**STERIDOSE SALES**

**Head Office:** Himmelsbodavägen 7  
P.O.Box 120 · SE-147 22 TUMBA · SWEDEN  
Phone: +46-8 449 99 00 · Fax: +46-8 449 99 90  
info@steridose.com · www.steridose.com

**Regional Office:** 5020 World Dairy Drive · Madison, WI 53718 · USA  
Phone: +1-608 229 5225 · Fax: +1-608 227 9599  
info@steridose.com · www.steridose.com

